Aula F2088 Mechanische Gaming Toetsenbord Anti-Ghosting 104 Brown Switch Black Switch Wired Gemengde Backlit.

Beschrijving:

-Transmissie methode: Bedrade USB
-Aantal toetsen: 108
-22 gemengde backlight kleuren
-Key slag: 4.0mm
-Knop sterkte: 60 + 10g
-Key leven: ongeveer 50 miljoen keer
-Nominale spanning/stroom: DC 5V/250mA
-Product grootte: 435(L)x123(W)x38.5(H) 0.5mm
-Hand rest grootte: 435(L)x68(W)x 14.5(H)+ 0.5mm
-Systeemvereisten: Vista/Windows 7, 8, 10, 11/Mac

Dual Mode:

1. knop dual mode ontwerp standaard verlichting modus als "licht effect modus" en "multimedia modus"
2. operation mode: lang indrukken voor 3 seconden om de multimedia modus, de knop licht uit is; het licht effect modus, de knop licht ison

Multimedia modus (druk):
1. Control de Volume
Door de knop, kunt u het volume van uw headset of luidspreker, of druk op de knop om ze mute
2. draai De Knop tot het Volume Verminderen/Draai de Knop Down om het Volume te verhogen
3.M1 voor Laatste Lied, M2 Play/Pause,M3 Volgende Nummer

Licht effect modus (spin):
1. schakel De Verlichting Effect
Klik op de knop om het licht effect modus en winkel tot 19 lichteffecten.
2. De Helderheid
Door de knop, kunt u de helderheid van de achtergrondverlichting of tum de lichten uit
3. Custom Uw Verlichting Effect
Druk M1 (of M2/ M3) eerst, en houd vervolgens de M1 (of M2/ M3) knop totdat de knop knippert en de lichten van de toetsen zijn off, u kunt aangepaste uw verlichting effect door op de toetsen die u wilt, druk vervolgens op de M1 (of M2/ M3) te bevestigen

Fn-toets Doel:

FN + F1 (Mijn Computer)
FN + F2 (Zoeken)
FN + F3 (Calculator)
FN + F4 (CD speler)
FN + F5 (vorige song)
FN + F6 (Volgende nummer)
FN + F7 (play/pause)
FN + F8 (stop)
FN + F9 (mute)
FN + F10 (volume reductie)
FN + F11 (volume up)
FN + F12 (vergrendelen/ontgrendelen de volledige toetsenbord)
FN + → (snelheid plus)
FN + ← (snelheid reductie)

Pakket:

1 * bedraad mechanische toetsenbord
1 * Hand rest
1 * gebruikershandleiding

Custom Dirver Downloaden:

https://bit.ly/3sTOHwh

Q & A

Q: hoeveel lichten
EEN: 22 backlight effecten

Q: Wat is multifunctionele alloy knop?
A: Dit is een multimedia controle knop gebruikt om mute/schakelaar. U kunt het gebruiken om te schakelen tussen 22 lichteffecten

Q: Wat is het gebruik van de hand rest?
EEN: Verwijderbare magnetische hand rest, Magnetische adsorptie antislip hand rest

Product show:

MECHANICAL
GAMING KEYBOARD
Game Dual-Core IC Chip
True Mechanical Switch

DETACHABLE WRIST REST

Provide Comfortable and Excent Feeling

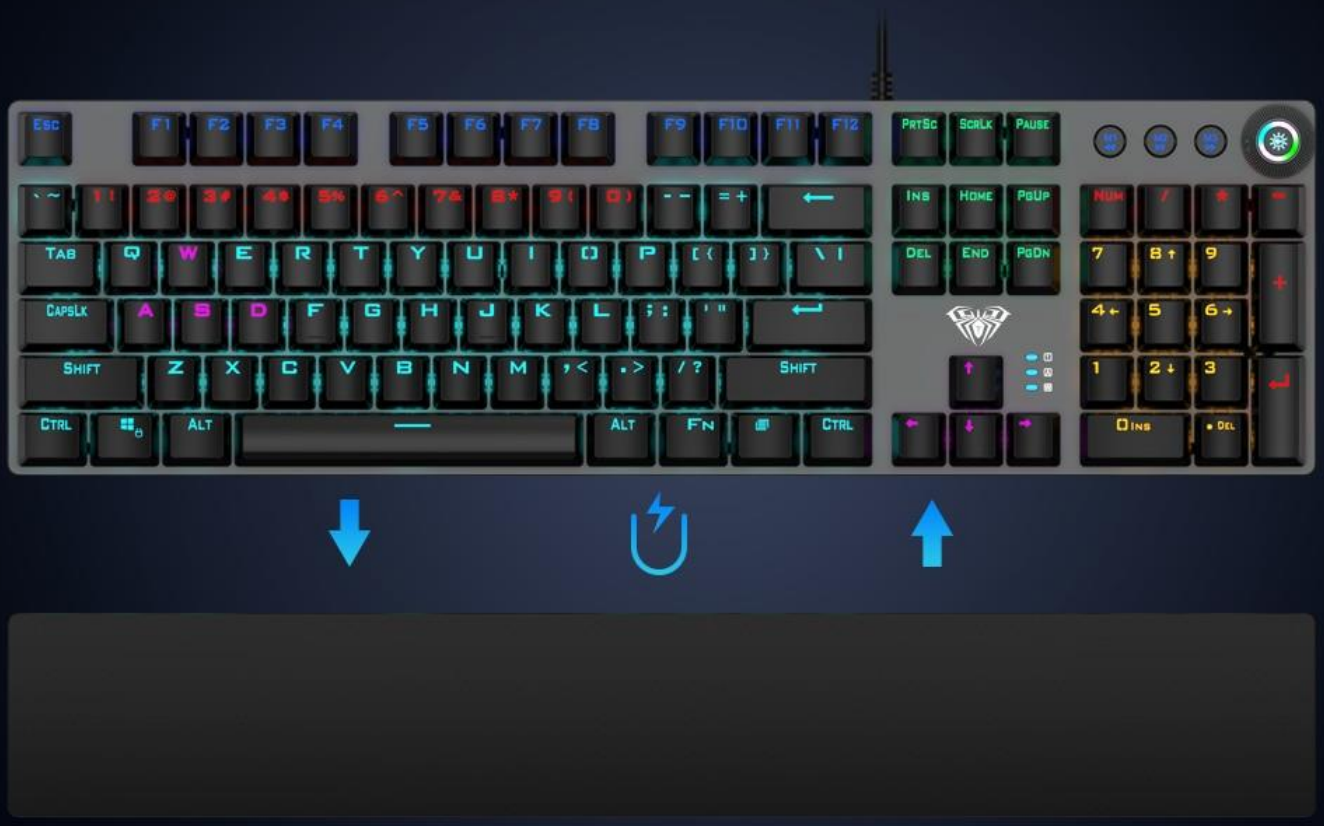

ANTI-GHOST DESIGN, FULL KEY WITHOUT CONFLICT

Press the keys at the same time, keyboard will respond to the trigger at the same time no matter how fast the action is in the game. Reject the conflict of the key and feel the thrill of the game.

Lighting Effect Mode

1. Switch The Lighting Effect

Press the button to switch during 19 kinds of pre-loaded colorful illumination effects

2. Adjust The Brightness

By rotating the knob, you can adjust the brightness of the backlit or turn the lights off

3. Custom Your Lighting Effect

Press M1 (or M2/ M3) firstly, then press and hold the M1 (or M2/ M3)
button until the knob indicator flashes and the lights of the keys are off, you can custom your
lighting effect by pressing the keys that you want, then press the M1 (or M2/ M3) to confirm

Multimedia Mode

1. Control the Volume

By rotating the knob, you can adjust the volume of your headset or speaker, or press the button to make them mute

2. Control The Songs

Press M1 for Last Song, M2 for Play or Pause, M3 for Next Song

Multi-function Alloy Knob

Multimedia Mechanical Keyboard & Multimedia Control Button Area

1 Previous 2 Play/Pause 3 Next 4 Mute/Mode Switching

Colorful Lighting System

22 kinds of illusion lighting effects can be realized through the reactor button . Knob can adjust the brightness of the light.

M1/M2/M3 Button can preset game lights and programmable.
Click to switch the light effect
F12
PrtSc
ScrLk
Pause
M1
M2
M3
Ins
Home
PgUp
Num
/
*
-
Del
End
PgDn
7
8
9
+
4
5
6

Customizable Game Lighting Effects

M1/M2/M3 button has been set the game lights.You can make your own lighting according to your preferences.Press and hold the M button for 3 seconds until the knob flashes while in the game mode, then you can customize the light.

Blue Switch

Strong mechanical sense
and crisp sound

Black Switch

Fast response
and fast speed

Red Switch

Silent and suitable
for shooting games

Brown Switch

Slightly sound
and get started quickly

Satellite Switch Design

Button rebound is more stable,not easy to card, comfortable and durable

Double-injection Keycap

PC +ABS double-injection keycap have a unique touch, not easy to fade and scratch.Unique manufacturing process makes each keycap difficult to oil.

Magnetic Skin Type Hand Rest

Equipped with a magnetic hand rest that can be quickly mounted to the front of the keyboard.The surface is durable and comfortable due to special material and Non-slip mats are set on the back.



Metal Aluminum Top Plate

The panel adopts nano-anode anti-static technology,

which is sufficient for daily wear and is durable.

The surface has a smooth and comfortable touch

that further enhances the feeling of the keyboard.

Game Level Dual-core IC Chip

Dual-core chips are like having two powerful cores. One side is the anti-ghost key of the control button, and the other side is the colorful core that controls the lighting effect.

Anti-Ghost KEY Core
AULA Light-control Core
Anti-ghost Design，Full Key without Conflict

Press all keys at the same time, keyboard will respond to the trigger at the same time no matter how fast the action is in the game.Reject the conflict of the key and feel the thrill of the game.



Details

specification

- Transfer Method: USB
- Key Number: 108
- Key Route: 4.0mm
- Key Force: 60±10g
- Key Life:50 million times
- Rated Voltage/Currency: DC 5V/<250mA
- Size of Keyboard:435(L)×123(W)×38.5(H)±0.5mm
- Size of Hand Rest:435(L)×68(W)×14.5(H)±0.5mm
- System Required:VISTA/WIN7,8,10/MAC OS

System Required: Vista/WINX,8,10/MAC OS

Installation

Plug and Play

After connecting with USB, the computer will automatically detect the keyboard, no need to drive or CD.

Package

- Wired Mechanical Keyboard
- Hand Rest
- Instruction Manual